

Community Information

Lakeside





LAKESIDE

Lakeside was first promoted as a town site in 1886 when the El Cajon Valley Land Company purchased land and built the Lakeside Inn. The building was designed by the same architect that built the Hotel del Coronado. Located only about a half hour from downtown San Diego, eight trains a day used to bring families for picnics, boating, auto and horse racing. At one time it was the most traveled rail line in San Diego County.

The Inn is no more, but Lindo Lake is still a favorite destination for residents and visitors who feed the ducks, picnic, hike, ride horseback and fish. The lake is the only natural freshwater lake in San Diego County and was originally fed by mountain streams. There are three other lakes in the area and eight parks.

Another of Lakeside's jewels is the Silverwood Wildlife Sanctuary, the San Diego Audubon Society's 700-acre preserve--a paradise for bird watchers. The annual Rodeo and Western Days Parade brings in top rodeo riders. Residents like the small town feel of the area as well as its country ambiance. Family living is cherished and is an important part of the area's growth plans.



Lakeside Chamber of Commerce

9924 Vine Street / Lakeside, CA 92040 / www.lakesideca.com

Office Hours: Monday - Friday, 9:00 am to 2:00 pm

Tel: 619 561-1031 / Fax: 619 561-7951 / chamber@lakesideca.com


Utilities

Water: Lakeside Water District 619-443-3805 www.lakesidewaterdistrict.com
Helix Water District 619-466-0585 www.hwd.com

Gas & Electric: San Diego Gas & Electric 800-411-7343 www.sdge.com

Telephone & Cable: AT&T 800-310-2355
Cox Communications 619-262-1122

Waste Disposal: Daily Disposal Services, Inc. 619-702-3300
www.dailydisposal.com
EDCO 619-287-7555 / www.edcodisposal.com
Dick's Disposal Services 619-972-1746



Community Numbers

Community Marquee Info 619-561-1031
County Parks, Lakes & Recreation Info 858-694-3030
Lakeside Chamber of Commerce 619-561-1031
Lakeside Community Center 619-443-9176
Lakeside Historical Society 619-561-1886 www.lakesidehistory.org
Lakeside Library 619-443-1811
Lakeside Post Office 619-443-5280
Lakeside Senior Citizens Center 619-443-9176
Lakeside Union School District 619-390-2600 www.lusd.lsusd.net



Organizations

American Legion Post #364

P.O. Box 1386, Lakeside, CA 92040 561-2707

East County Business Council

P.O. Box 904, Lakeside, CA 92040 443-4952

El Capitan Stadium Association

PO Box 602, Lakeside, CA 92040 561-4331 / www.lakesiderodeo.com

Elks Lodge of Lakeside/Santee

11633 Woodside Avenue, Lakeside, CA 92040 390-4949

Eucalyptus Hills Landowners Association

PO Box 803, Lakeside, CA 92040 760-789-0070

Future Farmers of America

El Capitan High School, Lakeside, CA 92040 443-1081

Lakeside Chamber of Commerce

12418 Parkside Street, Lakeside, CA 92040 561-1031

Lakeside Community Planning Group

P.O. Box 2040, Lakeside, CA 92040 443-4174 / www.lcpgr.net

Lakeside Design & Review Board

9716 Red Pony Lane, El Cajon, CA 92021 561-6323

Lakeside Historical Society

9906 Maine Avenue, Lakeside, CA 92040 561-1886 / www.lakesidehistory.org

Lakeside Kiwanis

898 Jackman Street, El Cajon, CA 92020 402-2022

Lakeside Highway Lions Club

P.O. Box 1743, Lakeside, CA 92040 / 524-3464

Lakeside Optimist Club

PO Box 476, Lakeside, CA 92040 449-0169

Lakeside Opti-Mrs.

1428 Diamond Lane El Cajon CA 92021 619-334-9913

Lakeside Republican Federated Women

11949 Riverside Drive, #34, Lakeside, CA 92040 561-5201

Lakeside/Santee Elks, #2698 B.P.O.E.

11633 Woodside Avenue, Lakeside, CA 92040 390-4949

Maine Avenue Revitalization Association

9927 Maine Avenue, Lakeside, CA 92040 390-2924

Miss & Teen Miss Lakeside Scholarship Pageants

Lakeside Chamber of Commerce 561-1031

Loyal Order Of Moose, Lodge 1731

PO Box 803, El Cajon, CA 92022, 619-443-5456





Santee/Lakeside Rotary Club
9735 Halberns, Santee, CA 92071 448-1888

Soroptimist Tri-Cities East
P.O. Box 1455, Lakeside, CA 92040 443-6033

VFW of Lakeside Ladies Auxiliary
12560 Lindo Lane, Lakeside, CA 92040 443-0556

VFW of Lakeside Post #5867
12560 Lindo Lane, Lakeside, CA 92040 443-0556

Women's Club of Lakeside
PO Box 98, Lakeside, CA 92040 561-0372

Youth Events / Organizations

Boys & Girls Club of Lakeside 619-443-9293 www.bgcec.org

El Capitan Future Farmers of America 619-938-9288

Lakeside American Little League 619-561-7490

Lakeside American Youth Soccer Organization www.lakesideayso.com

Lakeside Cub Scout Pack 342 Contact: John Ninteman
www.pack342lakeside.scoutlander.com

Lakeside National Little League www.lnllbaseball.com

Pop Warner www.lakesideyouthfootball.org

Sage Brush 4H Club 858-694-2861

Lakeside Pony League Baseball - information 334-3883

Softball and Pony League baseball fields are located next to El Capitan High School on Ashwood Street at Cactus Park.

BMX racing is located next to El Capitan High School on Ashwood Street. For more information call (619) 448-2718.

Lakeside American Little League - Field is located at Willow & Wildcat Canyon Roads. For more information call (619) 561-7490. www.eteamz.com/golall.

Lakeside National Little League field is located behind Lakeside Middle School on Woodside Avenue. <http://www.lnllbaseball.com/>

AYSO provides Soccer for the youth of Lakeside ranging from ages 4-½ - 19. <http://www.lakesideayso.com>.

Lakeside Youth Football inspires youths to practice the ideals of sportsmanship, scholarship and physical fitness in a positive environment. For more information call 749-51000 or visit www.lakesideyouthfootball.org

The Lakeside Community Center offers many youth programs including a summer camp program for middle school-aged kids. For more information call (619) 443-9176 or (619) 433-5932.





For Swimming Pools, call the GUHSD Aquatics Department at 698-2502 and Unlimited Swimming at 390-3900.

Lakeside Community Center

9841 Vine St. / Lakeside, CA 92040

Phone: 619.443.9176 / www.sdcounty.ca.gov/parks/centers/lakeside.html

Hours: Noon - 8:00 p.m., Monday - Friday

The Lakeside Community Center is aptly named -- it sits on the shore of Lindo Lake, which provides a scenic background for the modern facility. Lindo Lake County Park is the recreational center of the community, with its family and group picnic areas, dance ramada, play areas, softball field, horseshoe pits, fishing, and tennis courts. The park is also home to the local county library. The lake is also known for its excellent birdwatching opportunities.

The community center offers a wide array of programs and services to the youth, adults, and seniors of Lakeside and the surrounding area. Whether it be computer classes, karate instruction, or driver training, you'll find something of interest here. For those who are looking for a site for a meeting, birthday party, or wedding, be sure to see our rental information.



Farmers Market

Every Thursday, 2:00 pm to 6:00 pm. Lindo Lake Park - North Parking Lot.

Fresh local produce, fruits, artisans. (619) 561-1031

Education

Lakeside Union School District

12335 Woodside Ave / Lakeside, California 92040

(619) 390-2600 / www.lsusd.net

Elementary Schools

Lakeside Farms

11915 Lakeside Avenue / Lakeside CA, 92040

Ph. (619) 390-2646 / Fax (619) 390-2648

Lakeview

9205 Lakeview Rd. / Lakeside CA, 92040

619-390-2652

Lemon Crest

12463 Lemon Crest Dr. / Lakeside CA, 92040

619-390-2527 / Fax: 619-390-2563

Lindo Park School

12824 Lakeshore Dr. / Lakeside CA, 92040

(619) 390-2656

Riverview / Mandarin Language Academy

9308 Winter Gardens Blvd. / Lakeside CA, 92040

(619) 390-2662 / (619) 390-2668 (fax)





Winter Gardens

8501 Pueblo Rd. / Lakeside CA, 92040

619-390-2687 / FAX 619-390-2695

Middle Schools

Lakeside

11833 Woodside Ave / Lakeside, CA 92040

619-390-2636 / 619-390-2643 - fax

Tierra Del Sol

9611 Petite Lane / Lakeside, CA 92040

Phone: 390-2670 / Fax: 390-2518

High Schools

East County Academy of Learning

11838 Valley Vista Rd. / Lakeside, CA 92040



Grossmont Union High School District

1100 Murray Drive / El Cajon, CA 92020

619-644-8000 / www.guhsd.net

El Capitan High School

10410 Ashwood / Lakeside, CA 92040

619-938-9100

Grossmont College

8800 Grossmont College Drive / El Cajon, CA 92020

619-644-7000 / www.grossmont.edu



Population and Housing Estimates

Lakeside Community Planning Area



Jan 1, 2021

Total Population	75,487
Household Population	75,022
Group Quarters Population	465
Persons Per Household	2.79

Housing and Occupancy

Structure Type	Total		Vacancy Rate
	Units	Households	
Structure Type	28,280	26,874	5.0%
Single Family - Detached	14,690	13,992	4.8%
Single Family - Attached	1,729	1,648	4.7%
Multi-Family	6,480	6,146	5.2%
Mobile Home and Other	5,381	5,088	5.4%

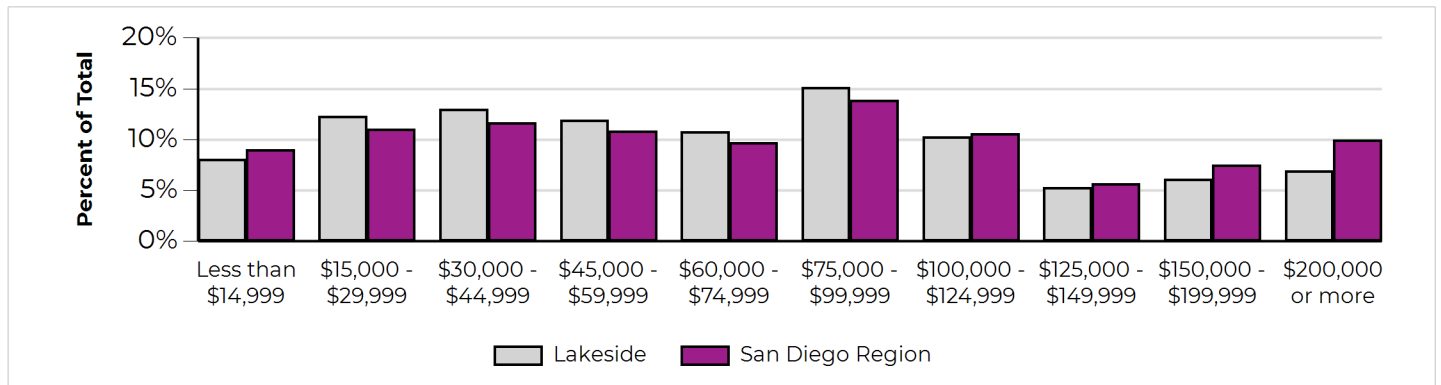
Household Income

Households by Income Category (2010 \$, adjusted for inflation)

	Less than \$15,000	\$15,000- \$29,999	\$30,000- \$44,999	\$45,000- \$59,999	\$60,000- \$74,999	\$75,000- \$99,999	\$100,000- \$124,999	\$125,000- \$149,999	\$150,000- \$199,999	\$200,000 or more
% of Total	8%	12%	13%	12%	11%	15%	10%	5%	6%	7%

Median Household Income

	2021
Adjusted for Inflation (2010 \$)	\$66,444
Not adjusted for inflation (current 2020 \$)	\$82,271



DATA SOURCES AND IMPORTANT ADVISORY:

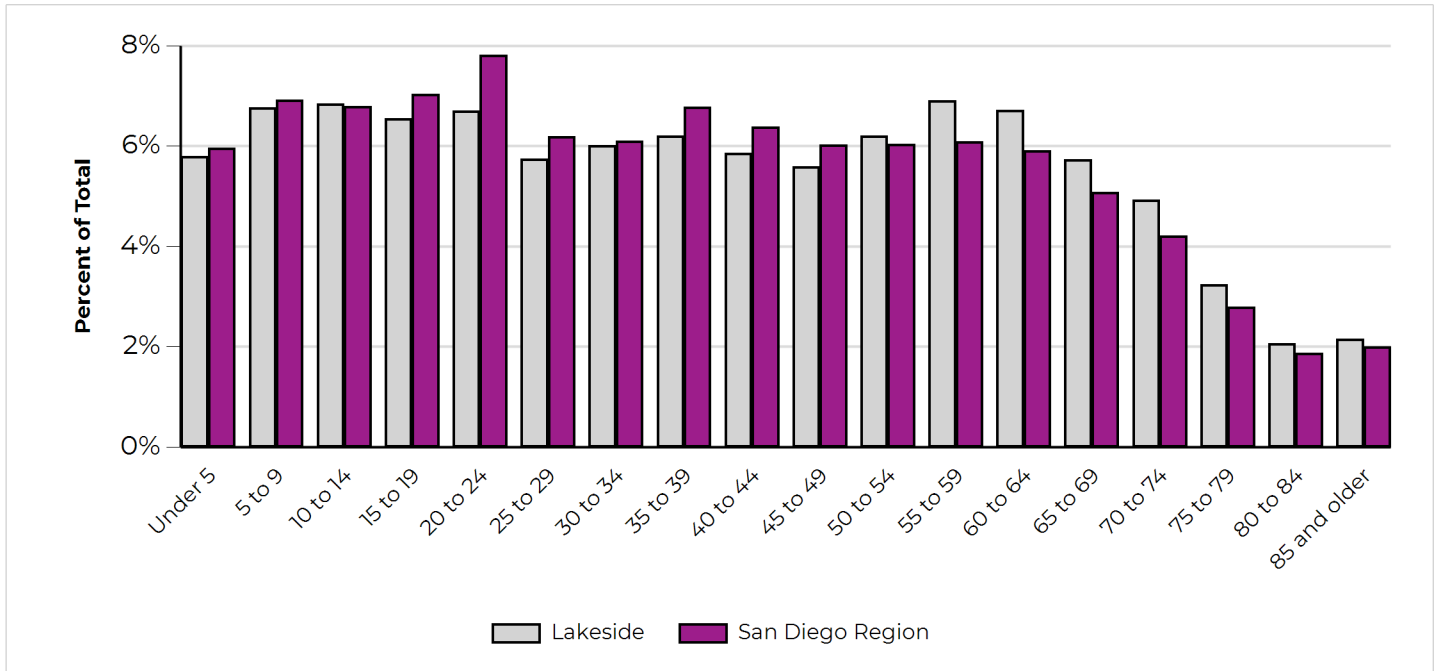
SANDAG Population and Housing Estimates are derived from a composite of data sources, including the California Department of Finance (DOF) E-5 Population and Housing Estimates for Cities, Counties, and the State, 2020-2022; the 2021 SANDAG Land Use and Housing Units inventory; the Census American Community Survey (ACS) Detailed tables; and the vintage 2020 DOF P-3 Race/Ethnicity and Sex by Age for California and Counties.

Caution should be taken when using Population and Housing Estimates, especially for small areas of geography. Sampling error inherent with the data may materially impact the reliability of the estimates, resulting in a substantial margin of error. Additionally, conclusions should not necessarily be drawn about small differences between two or more estimates because they may not reflect statistically significant differences.

Population by Age and Sex

	Total	Male	Female	Percent Female
Total Population	75,487	37,473	38,014	50%
Under 5	4,371	2,227	2,144	49%
5 to 9	5,113	2,588	2,525	49%
10 to 14	5,164	2,663	2,501	48%
15 to 17	2,956	1,567	1,389	47%
18 and 19	1,990	1,031	959	48%
20 to 24	5,062	2,578	2,484	49%
25 to 29	4,337	2,260	2,077	48%
30 to 34	4,537	2,292	2,245	49%
35 to 39	4,681	2,400	2,281	49%
40 to 44	4,422	2,248	2,174	49%
45 to 49	4,221	2,110	2,111	50%
50 to 54	4,679	2,306	2,373	51%
55 to 59	5,213	2,558	2,655	51%
60 and 61	2,135	1,013	1,122	53%
62 to 64	2,936	1,418	1,518	52%
65 to 69	4,330	2,096	2,234	52%
70 to 74	3,715	1,712	2,003	54%
75 to 79	2,446	1,120	1,326	54%
80 to 84	1,554	662	892	57%
85 and older	1,625	624	1,001	62%
Under 18	17,604	9,045	8,559	49%
65 and older	13,670	6,214	7,456	55%
Median Age	39.5	38.2	40.9	N/A

Population by Age



Population by Race, Ethnicity and Age

	Non-Hispanic					
	Hispanic	White	Black	American Indian	Asian & Pacific Isl.	All Other
Total Population	20,492	46,333	2,404	505	2,903	2,850
Under 5	1,552	2,258	161	27	138	235
5 to 9	1,849	2,689	179	25	146	225
10 to 14	1,875	2,665	176	20	146	282
15 to 17	1,062	1,514	117	13	92	158
18 and 19	643	1,082	98	6	45	116
20 to 24	1,969	2,390	168	20	179	336
25 to 29	1,661	2,084	165	39	135	253
30 to 34	1,368	2,591	151	35	173	219
35 to 39	1,279	2,820	181	28	167	206
40 to 44	1,260	2,570	153	38	228	173
45 to 49	1,140	2,507	142	46	241	145
50 to 54	1,210	2,949	140	28	236	116
55 to 59	1,054	3,655	174	37	186	107
60 and 61	351	1,593	50	21	78	42
62 to 64	456	2,212	71	26	122	49
65 to 69	631	3,304	108	32	179	76
70 to 74	458	2,963	68	18	160	48
75 to 79	293	1,963	41	22	106	21
80 to 84	194	1,221	31	12	75	21
85 and older	187	1,303	30	12	71	22
Under 18	6,338	9,126	633	85	522	900
65 and older	1,763	10,754	278	96	591	188
Median Age	28.9	46.0	34.6	45.2	45.1	26.4